

Samburu TVC Step by Step Guide on Online Application for Courses and Admissions

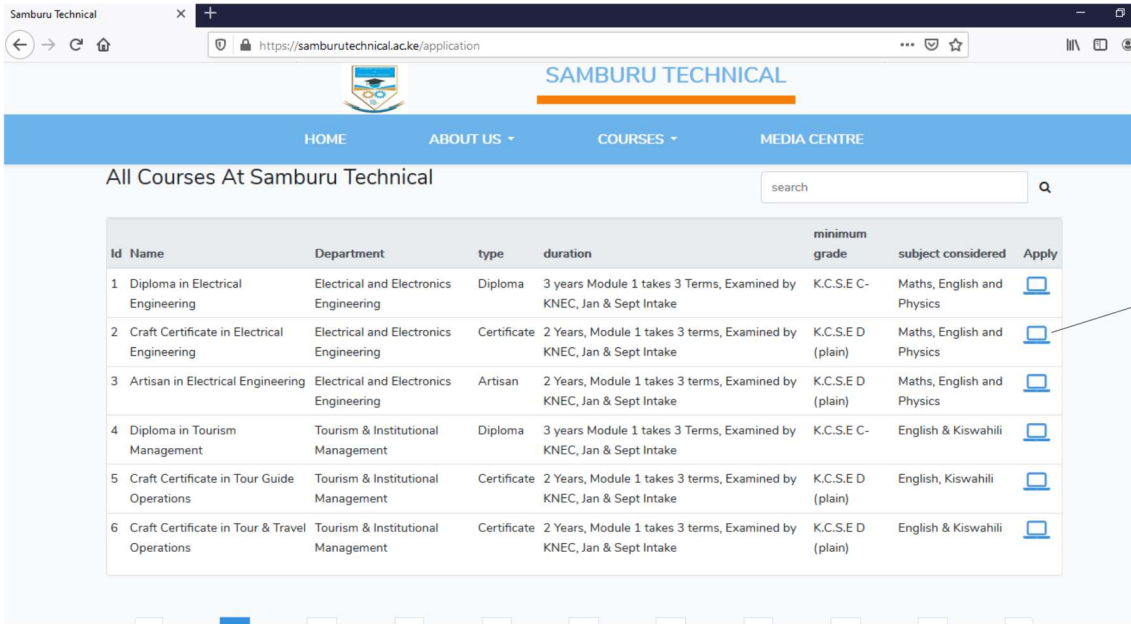
STEP 1

A screenshot of a Google search results page for the query 'samburu technical'. The search bar shows the query and the Google logo. Below the search bar, there are navigation tabs for 'All', 'Images', 'Videos', 'News', 'Maps', and 'More'. The search results show 'About 456,000 results (0.35 seconds)'. The first result is 'samburutechnical.ac.ke' with the title 'Samburu Technical'. A callout box with a green border and text 'Step 1: Search for the Samburu Technical Website on Google' points to this result. Other results include 'Samburu Technical - Home | Facebook' and 'List of courses offered by Samburu Technical and Vocational ...'.







STEP 2

A screenshot of the Samburu Technical website homepage. The browser address bar shows 'https://samburutechnical.ac.ke'. The main content area features a large image of a classroom with a callout box pointing to a button that says 'Step 2: Once on the website click on this button to begin the application process'. Below the image, there are three main sections: 'APPLY FOR A COURSE ONLINE HERE' with a 'CLICK HERE TO GET STARTED' button, 'SAMBURU TECHNICAL NEWS' with two news items and a 'Download' button, and 'CONTACTS' with contact information including email, P.O. Box, and mobile number.

STEP 3



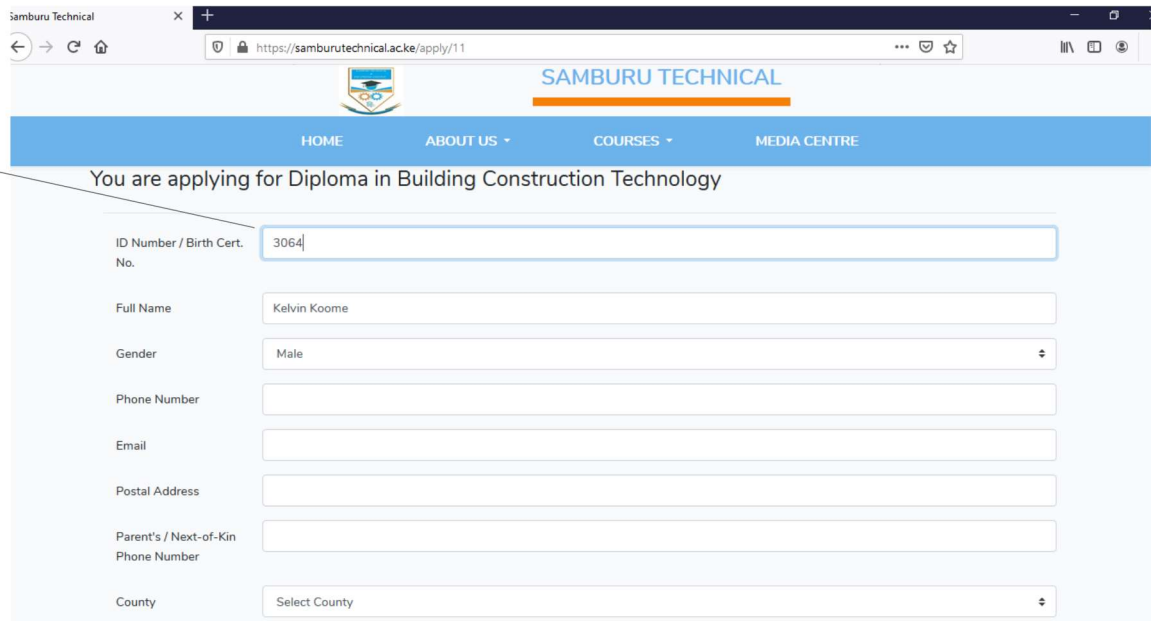
The screenshot shows the Samburu Technical website with a navigation menu (HOME, ABOUT US, COURSES, MEDIA CENTRE) and a search bar. Below the search bar is a table titled "All Courses At Samburu Technical". The table lists six courses with columns for Id, Name, Department, type, duration, minimum grade, subject considered, and an Apply button. A callout box points to the Apply button for the first course.

Id	Name	Department	type	duration	minimum grade	subject considered	Apply
1	Diploma in Electrical Engineering	Electrical and Electronics Engineering	Diploma	3 years Module 1 takes 3 Terms, Examined by KNEC, Jan & Sept Intake	K.C.S.E C-	Maths, English and Physics	
2	Craft Certificate in Electrical Engineering	Electrical and Electronics Engineering	Certificate	2 Years, Module 1 takes 3 terms, Examined by KNEC, Jan & Sept Intake	K.C.S.E.D (plain)	Maths, English and Physics	
3	Artisan in Electrical Engineering	Electrical and Electronics Engineering	Artisan	2 Years, Module 1 takes 3 terms, Examined by KNEC, Jan & Sept Intake	K.C.S.E.D (plain)	Maths, English and Physics	
4	Diploma in Tourism Management	Tourism & Institutional Management	Diploma	3 years Module 1 takes 3 Terms, Examined by KNEC, Jan & Sept Intake	K.C.S.E C-	English & Kiswahili	
5	Craft Certificate in Tour Guide Operations	Tourism & Institutional Management	Certificate	2 Years, Module 1 takes 3 terms, Examined by KNEC, Jan & Sept Intake	K.C.S.E.D (plain)	English, Kiswahili	
6	Craft Certificate in Tour & Travel Operations	Tourism & Institutional Management	Certificate	2 Years, Module 1 takes 3 terms, Examined by KNEC, Jan & Sept Intake	K.C.S.E.D (plain)	English & Kiswahili	

Step 3: After searching for a course and meeting the minimum grade, you can now click on this icon to apply


STEP 4

Step 4: Fill in and submit your details

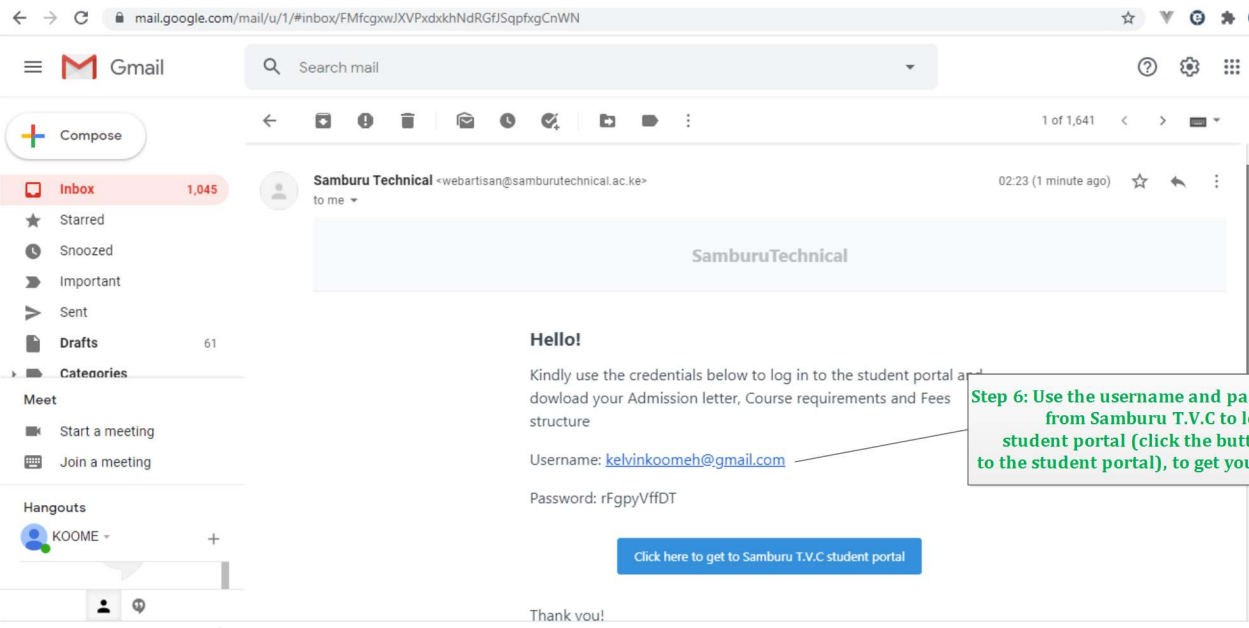


The screenshot shows the Samburu Technical website with a navigation menu (HOME, ABOUT US, COURSES, MEDIA CENTRE) and a search bar. Below the search bar is a form titled "You are applying for Diploma in Building Construction Technology". The form contains several input fields: ID Number / Birth Cert. No. (3064), Full Name (Kelvin Koome), Gender (Male), Phone Number, Email, Postal Address, Parent's / Next-of-Kin Phone Number, and County (Select County).

Step 5



STEP 6



STEP 7

Step 7: Once in the portal click on Admissions and you will be able to download admission letter, course requirements and fees structure. Once you bank your fees upload a scanned receipt of the same then, your certificates will be verified, you will be cleared and the admission letter will be updated with an admission number. Now you will be able to access e-learning

The screenshot shows a web browser at the URL `samburutechnical.ac.ke/admissions`. The page header includes the text "Samburu Technical" and the user's name "KELVIN KOOME" with a profile picture. A navigation menu on the right contains "Profile", "Admissions" (highlighted), "Check Results", "Techjibu Class", and "Logout". The main content area is titled "Student Dashboard" and greets the user: "Hello KELVIN KOOME ,". Below this, there is a paragraph of instructions: "You can now download the admission , course requirements and fees structure , then move below and **upload a scanned copy of the school fees payment receipt / cheque** so as to be assigned an ADM No on your Admission letter". Three download links are provided: "Download Admission letter", "Download Course Requirements", and "Download Fees Structure". At the bottom, there is a section for uploading a receipt: "Upload a Scanned Receipt showing payment of school fees" with a sub-note "[pay to EQUITY BANK - A/C NO.: ...]". A "Choose File" button is next to the text "No file chosen", and a "Submit" button is at the bottom right of the upload area.